

# 2023-24

# Post Graduation Outcomes

---





# Table Of Contents

- **INTRODUCTION**
- **POST GRADUATION DATA HIGHLIGHTS**
- **GRADUATE OUTCOMES BY ACADEMIC UNIT**
- **WHERE DO UM-DEARBORN WOLVERINES GO AFTER GRADUATION?**
- **SALARIES RIGHT AFTER GRADUATION**

# Introduction

At UM-Dearborn, Career Services administers post-graduation surveys annually to recent bachelor's degree graduates, aiming to gain a deeper understanding of the next steps for our recent graduates within six (6) months of graduation. The survey covers a range of questions, including where our graduates will call home, the employment status of graduates, their attendance in graduate or professional schools, military service, or if they are still seeking employment.

This document presents the outcomes of students who completed their undergraduate studies in August 2023 or December 2023 as well as April 2024.

If you have any inquiries, please contact us at [dearborncareerservices@umich.edu](mailto:dearborncareerservices@umich.edu).

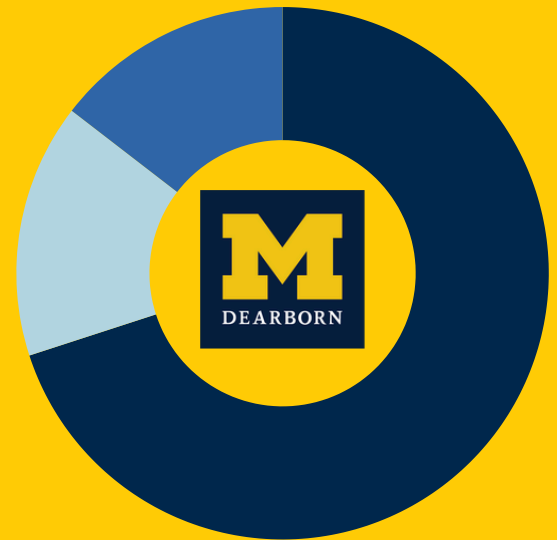
Information regarding post-graduation is gathered using the following sources that, when combined, are considered a “knowledge rate”:

- Email surveys sent to UM-Dearborn graduates over six months following each commencement ceremony (Fall, Winter, Spring)
- Internet searches, social media, and LinkedIn profiles
- Feedback from employers, UM-Dearborn faculty and staff updates.

**For the 2023-24  
graduating class, data  
includes a total knowledge  
rate of 59%.**



# Post Graduation Data Highlights



**77% EMPLOYED**

**17% SEEKING EMPLOYMENT\***

**\*SOME SEEKING EMPLOYMENT ARE ALSO  
ATTENDING GRAD SCHOOL**

**16% ATTENDING GRADUATE OR  
PROFESSIONAL SCHOOL\***

**\*SOME ATTENDING SCHOOL ARE ALSO EMPLOYED**

## Top Employers

For the 2023-24 graduating class, data includes a total knowledge rate of 59%.

### Top 10 employers in descending order

University of Michigan (Ann Arbor & Dearborn)

Ford Motor

General Motors

Corewell Health

Amazon

Bosch

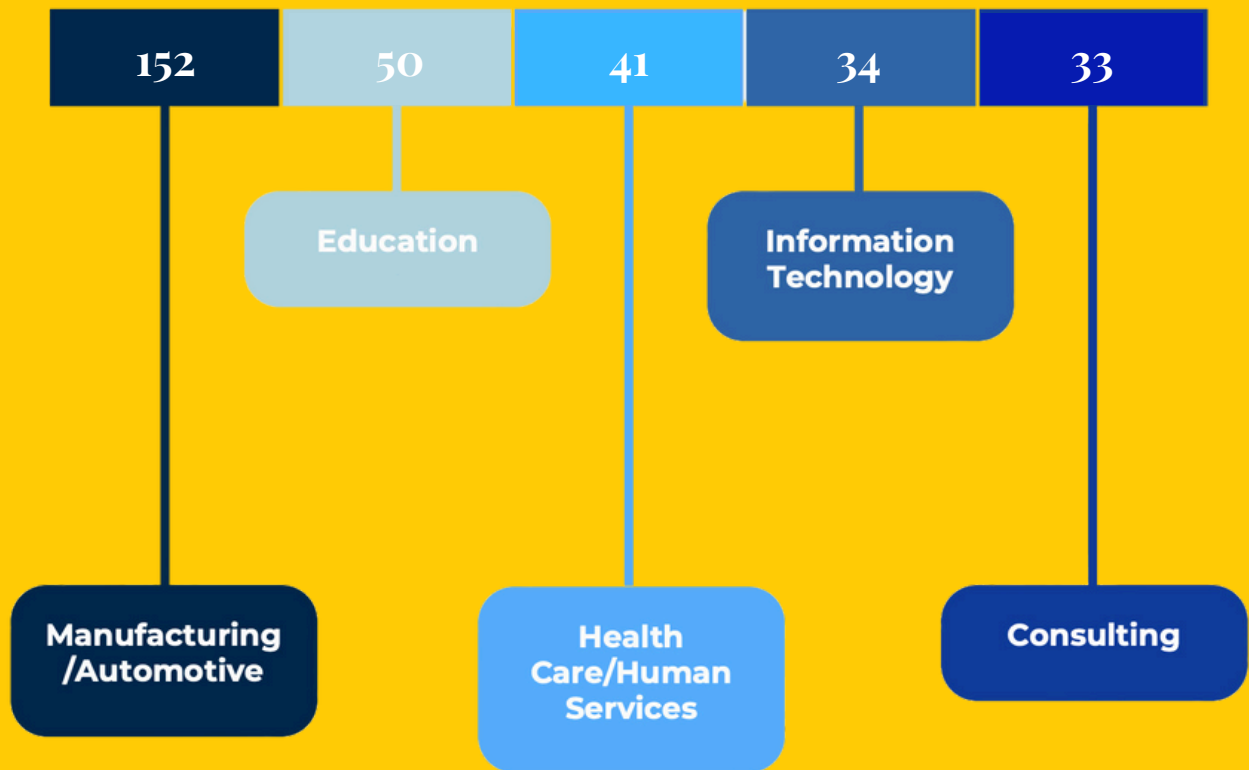
Plante Moran

Stellantis

DTE Energy

Edustaff

# Top Industries



The top five industries that have employed UM-Dearborn graduates have remained relatively stable over time. These industries include consulting, manufacturing/automotive, health care, human services, information technology, and newly, education.

According to the National Association of Colleges and Employers, the hiring outlook for recent college graduates has shifted. While most employers (about 83%) still expect to maintain or increase their hiring, overall hiring projections have dipped by 5.8%. This decline follows a period of historic job market growth after the pandemic.

Though the broader economic landscape is challenging, many employers remain confident in their plans for new hires, with long-term projections stabilizing across various sectors.

# Graduate Outcomes By Academic Units

Status	CASL	CECS	CEHHS	COB
Employed	58%	71%	61%	81%
Employed & attending grad school	15%	7%	13%	7%
Attend Graduate/Professional School	6%	2%	2%	3%
Seeking Employment & Attend Graduate/Professional School	3%	1%	8%	2%
Seeking Employment	15%	18%	16%	7%
Not Seeking Employment	2%	1%	0%	0%

The College of Business (COB) and College of Engineering & Computer Science (CECS) reported the highest percentage of employed or attending graduate school graduates at 90% and 80% respectively.

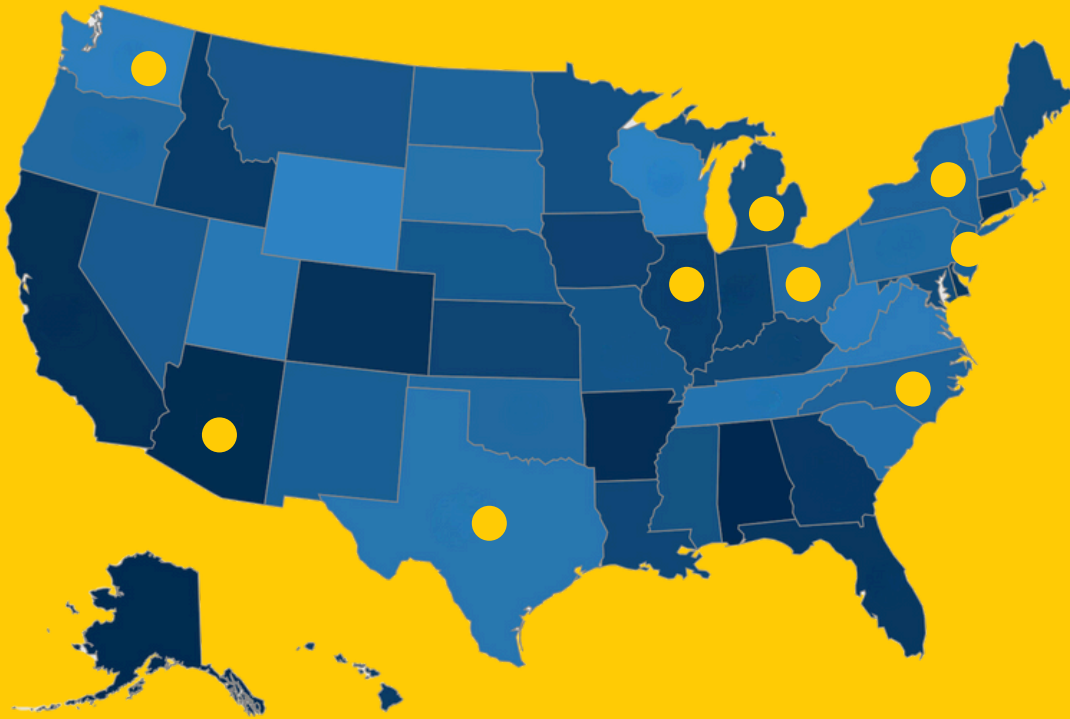
The College of Arts, Sciences and Letters (CASL) reported the highest percentage of graduate school attendance with 21%.

\*Some students who are attending graduate/professional school may also be employed.

**For the 2023-24 graduating class, data includes a total knowledge rate of 59%.**

# Where Do UM-Dearborn Graduates Go After Graduation?

**95% OF GRADUATES REPORTED STAYING IN MICHIGAN!**



**Other states include:**

- Arizona
- California
- Illinois
- New Jersey
- North Carolina
- New York
- Ohio
- Texas
- Washington

An impressive 95% of employed UM-Dearborn graduates opted to remain in Michigan, consistent with the average from 2010 to 2024.

**These trends show that Dearborn Wolverines love to stay in Michigan!**

**For the 2023-24 graduating class, data includes a total knowledge rate of 59%.**

# Where Do UM-Dearborn Graduates Go For Graduate School?

## In Michigan

University  
of  
Michigan-  
Ann Arbor

University  
of  
Michigan-  
Dearborn

Michigan  
State  
University

Wayne  
State  
University

Oakland  
University

University  
of  
Detroit Mercy

Eastern  
Michigan  
University

Grand  
Valley  
State  
University

## Outside of Michigan

Brown  
University

Boston  
University

Georgia  
Institute  
of Tech

Tufts  
University

UC  
San Diego

Vanderbilt  
University

Northwestern  
University

Wake  
Forest  
University

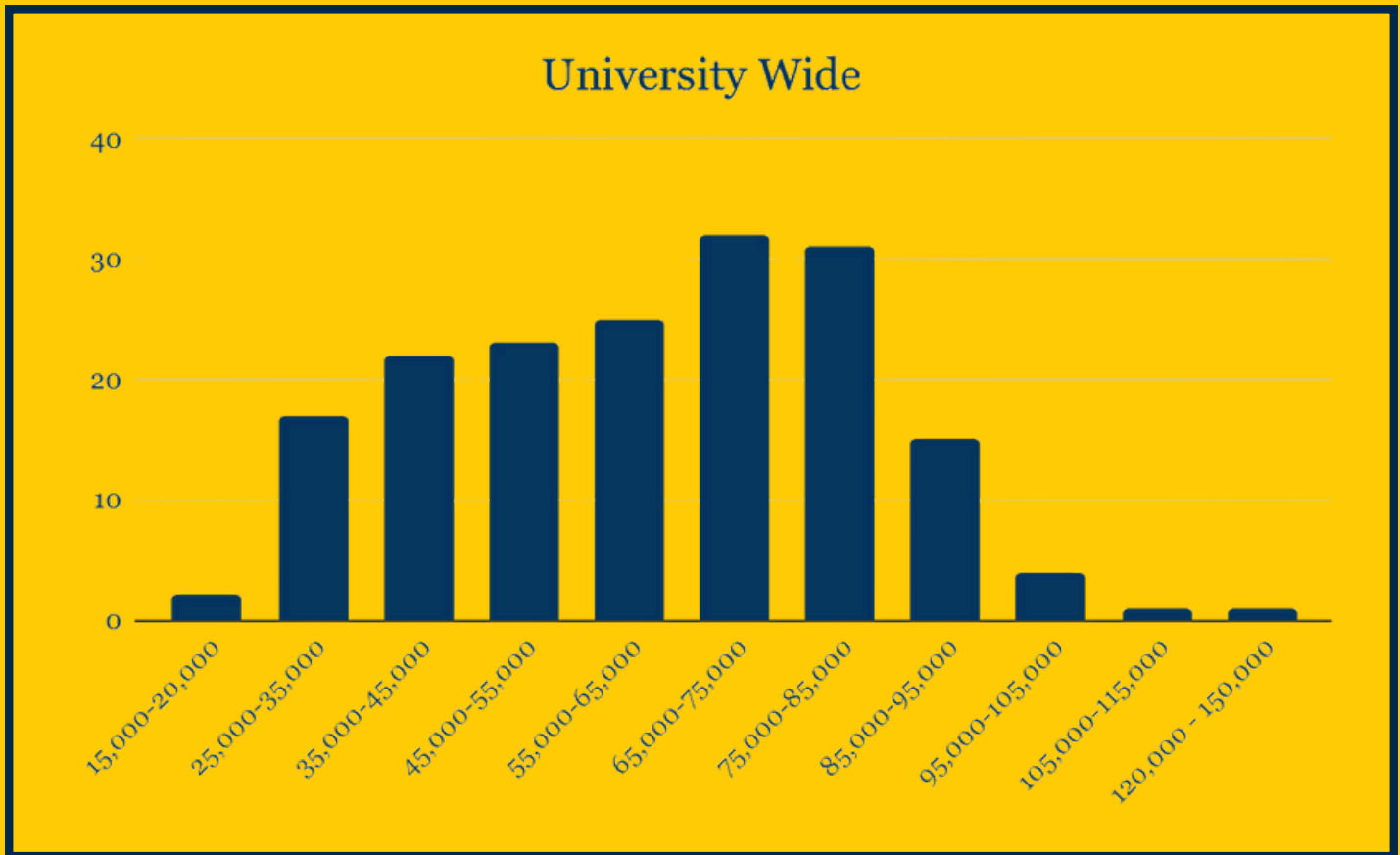
**Among others...**

UM-Dearborn Career Services

# Full-time Salaries Within 6 Months of Graduation

	CASL	CECS	CEHHS	COB
Median	\$40,000	\$80,000	\$40,000	\$60,000
Average	\$45,667	\$75,313	\$42,500	\$60,833

For the graduating class of 2023-24, the overall average salary reached \$62,312, while the total median salary was \$60,000.



For the 2023-24 graduating class, data includes a total knowledge rate of 59%.