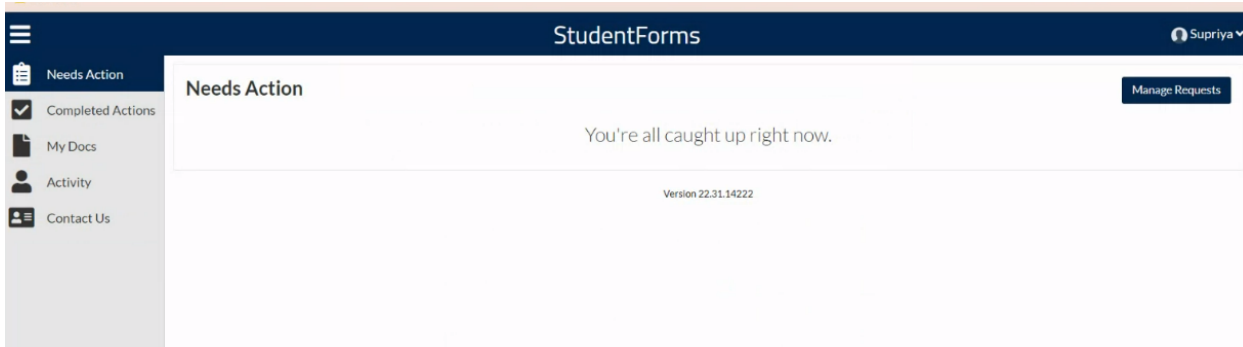


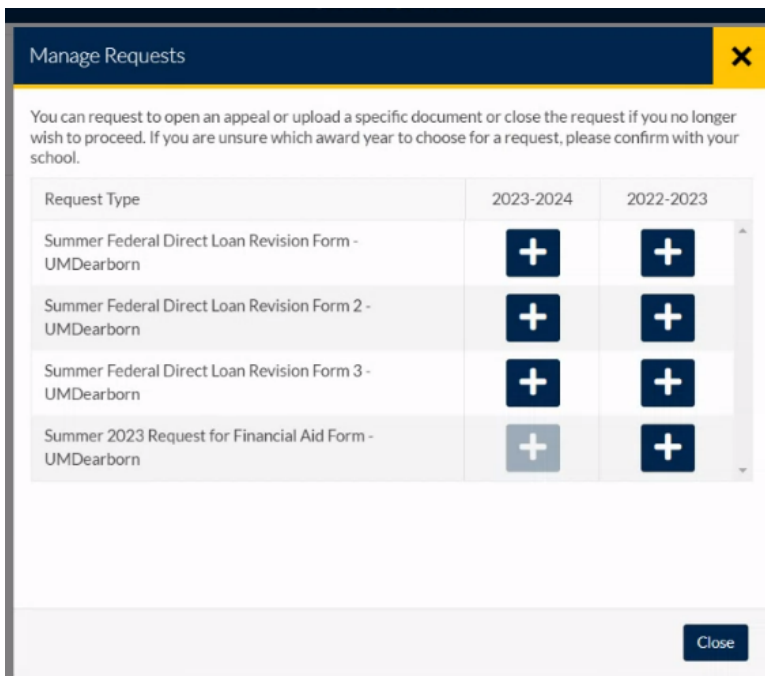
How To: Complete a Summer Federal Direct Loan Revision Form

To make a change to already awarded loans for the summer term or if your initial request was denied and your eligibility for funding has changed, please submit this request for loan funding for the summer semester.

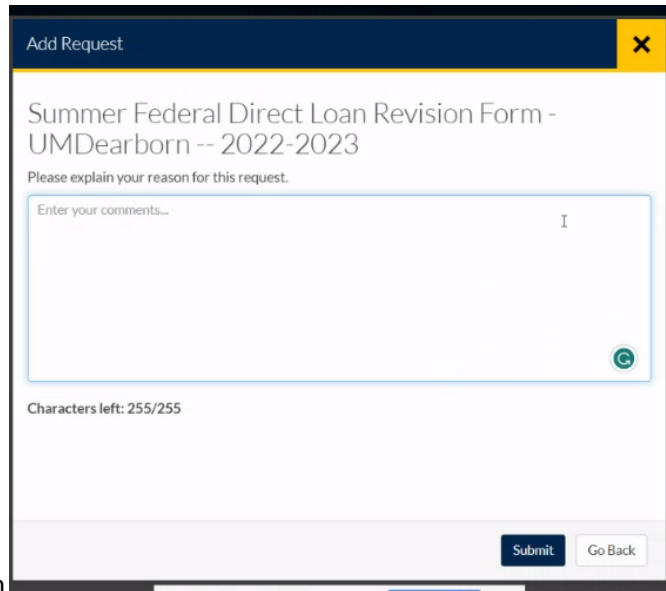
1. Login to Student Forms
 - a. You must use your UMID and password
2. Select 'Needs Action' and the option to 'Manage Requests'



3. Select which form you want to complete
 - a. There are 3 forms, allowing you to submit this form up to 3 times for the semester. If this is your first time submitting the form, select the first option



How To: Complete a Summer Federal Direct Loan Revision Form



Add Request

Summer Federal Direct Loan Revision Form - UMDearborn -- 2022-2023

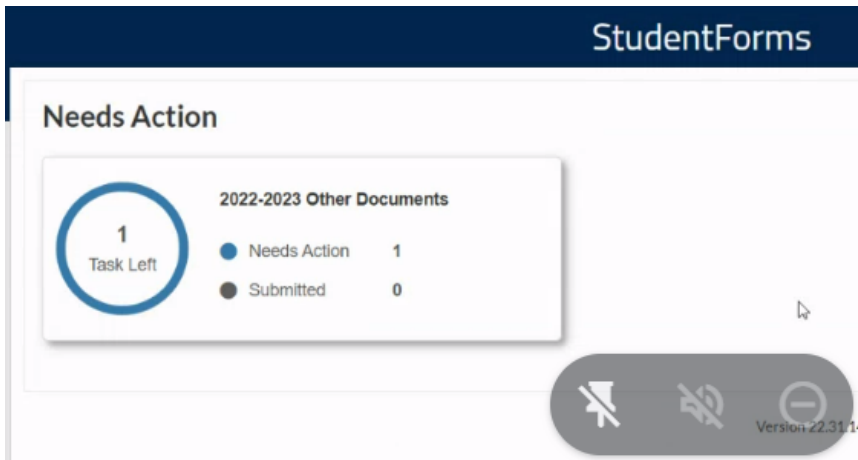
Please explain your reason for this request.

Enter your comments...

Characters left: 255/255

Submit Go Back

4. Let us know why you are submitting the form
5. The form will then appear as an action item. Select 'Needs Action'



StudentForms

Needs Action

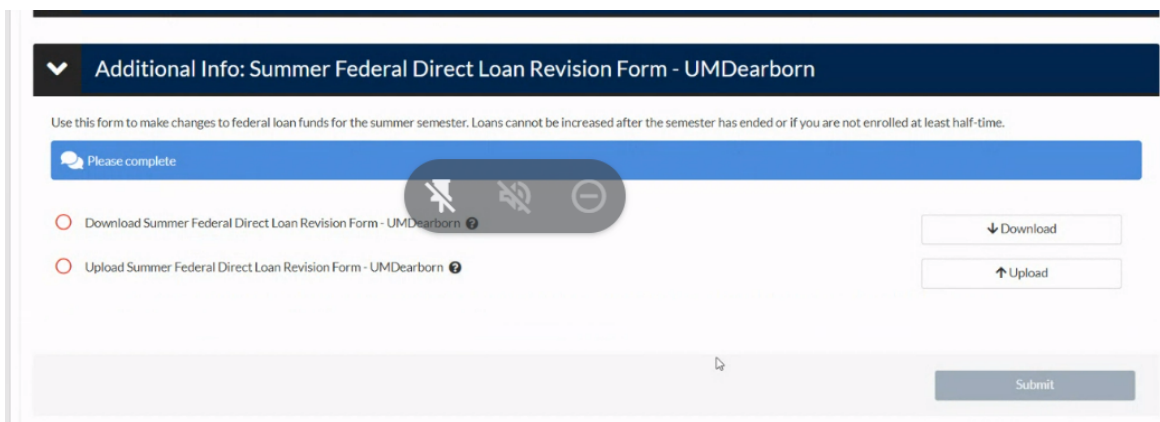
2022-2023 Other Documents

1 Task Left

- Needs Action 1
- Submitted 0

Version: 22.31.14

6. Download the form
 - a. You must open the form in the desktop app, complete the PDF within Adobe, or download/print



Additional Info: Summer Federal Direct Loan Revision Form - UMDearborn

Use this form to make changes to federal loan funds for the summer semester. Loans cannot be increased after the semester has ended or if you are not enrolled at least half-time.

Please complete

- Download Summer Federal Direct Loan Revision Form - UMDearborn
- Upload Summer Federal Direct Loan Revision Form - UMDearborn

Download Upload

Submit

7. Don't forget to sign the form. Unsigned forms will not be completed
8. Upload the form using the same link (see above picture)